

(1) (a) Statement showing Shareholding Pattern

Name of the Company: BHARAT AGRIFERT & REALTY LTD		BSE - 531862		NSE - BFL		Equity	
Scrip Code, Name of the scrip, class of security:		30-6-2015					
Quarter ended :							
Party paid-up shares:-		No. of party paid-up shares	As a % of total no. of party paid-up shares	As a % of total no. of shares of the company			
Held by Promoter / Promoter Group		0	0.0000	0.0000			
Held by public		0	0.0000	0.0000			
Total		0	0.0000	0.0000			
Outstanding convertible securities:-		No. of outstanding securities	As a % of total No. of outstanding convertible securities	As a % of total no. of shares of the company, assuming full conversion of the convertible securities			
Held by Promoter / Promoter Group		0	0.0000	0.0000			
Held by public		0	0.0000	0.0000			
Total		0	0.0000	0.0000			
Warrants:-		No. of warrants	As a % of total no. of warrants	As a % of total no. of shares of the company, assuming full conversion of warrants			
Held by Promoter / Promoter Group		0	0.0000	0.0000			
Held by public		0	0.0000	0.0000			
Total		0	0.0000	0.0000			
Total paid-up capital of the company assuming full conversion of warrants and convertible securities							

5285511




M. K. Kulkarni



Category Code	Category of shareholder	Number of shareholders	Total number of shares	Number of shares held in dematerialised form	Percentage of total number of shares		Shares pledged or otherwise encumbered	As a percentage (IX) = (VIII)/(VII)*100
					As a percentage of (A+B) (VI)	As a percentage of (A+B+C) (VII)		
(A)	Promoter and Promoter Group	(III)	(IV)	(V)	(VI)	(VII)	(VIII)	(IX)
1	Indian	1	30616	30616	0.5792	0.5792	0	0.0000
(a)	Individuals/Hindu Undivided Family	0	0	0	0.0000	0.0000	0	0.0000
(b)	Central Government/State Government(s)	0	0	0	0.0000	0.0000	0	0.0000
(c)	Bodies Corporate	5	1920331	1920331	36.3320	36.3320	0	0.0000
(d)	Financial Institutions / Banks	0	0	0	0.0000	0.0000	0	0.0000
(e)	Any Other (Specify)	5	1630627	1630627	30.8509	30.8509	0	0.0000
	Sub Total (A)(1)	11	3581574	3581574	67.7621	67.7621	0	0.0000
2	Foreign							
(a)	Individuals (Non-Resident Individuals/Foreign Individuals)	0	0	0	0.0000	0.0000	0	0.0000
(b)	Bodies Corporate	0	0	0	0.0000	0.0000	0	0.0000
(c)	Institutions	0	0	0	0.0000	0.0000	0	0.0000
(d)	Qualified Foreign Investors	0	0	0	0.0000	0.0000	0	0.0000
(e)	Any Other (Specify)	0	0	0	0.0000	0.0000	0	0.0000
	Sub Total (A)(2)	0	0	0	0.0000	0.0000	0	0.0000
	Total Shareholding of Promoter and Promoter Group (A)=(A)(1)+(A)(2)	11	3581574	3581574	67.7621	67.7621	0	0.0000
(B)	Public shareholding							
1	Institutions	1						
(a)	Mutual Funds/UTI	0	0	0	0.0000	0.0000	-	-
(b)	Financial Institutions / Banks	1	100	100	0.0019	0.0019	-	-
(c)	Central Government/State Government(s)	0	0	0	0.0000	0.0000	-	-
(d)	Venture Capital Funds	0	0	0	0.0000	0.0000	-	-
(e)	Insurance Companies	0	0	0	0.0000	0.0000	-	-
(f)	Foreign Institutional Investors	0	0	0	0.0000	0.0000	-	-
(g)	Foreign Venture Capital Investors	0	0	0	0.0000	0.0000	-	-
(h)	Qualified Foreign Investors	0	0	0	0.0000	0.0000	-	-
(i)	Any Other (Specify)	0	0	0	0.0000	0.0000	-	-
	Sub Total (B)(1)	1	100	100	0.0019	0.0019	-	-
2	Non-Institutions							
(a)	Bodies Corporate	61	36474	34974	0.6901	0.6901	-	-
(b) (i)	Individuals - shareholders holding nominal share capital up to Rs. 1 Lakh	4917	1093033	760934	20.6798	20.6798	-	-
(ii)	Individual shareholders holding nominal share capital in excess of Rs. 1 Lakh	19	359958	334958	6.8103	6.8103	-	-


Handwritten signature



Category code	Category of shareholder	Number of shareholders	Total number of shares	Number of shares held in dematerialised form	percentage of total number of shares		Shares pledged or otherwise encumbered	Number of shares	As a percentage (X) = (VII)/(IV)*100
					As a percentage of (A+B) (VI)	As a percentage of (A+B+C) (VII)			
(I)	Qualified Foreign Investors	0	0	0	0.0000	0.0000	-	0	0.0000
(d)	Any Other								
	Non Resident Indians (Repatriated)	32	202677	10127	3.8346	3.8346	-	0	0.0000
	Non Resident Indians (Non Repatriated)	13	5287	5287	0.1000	0.1000	-	0	0.0000
	Overseas Bodies Corporate	0	0	0	0.0000	0.0000	-	0	0.0000
	Clearing Member	30	6408	6408	0.1212	0.1212	-	0	0.0000
	Market Maker	0	0	0	0.0000	0.0000	-	0	0.0000
	Trusts	0	0	0	0.0000	0.0000	-	0	0.0000
	Sub Total (B)(2)	5072	1703937	1152688	32.2360	32.2360	-	0	0.0000
	Total Public Shareholding Public Group								
	(B)=(B)(1)+(B)(2)	5073	1703937	1152788	32.2379	32.2379	N/A	0	0.0000
	Total (A)+(B)	5084	5285511	4734362	100.0000	100.0000	-	0	0.0000
(C)	Shares held by custodians and against which Depository Receipts have been Issued								
	Promoter and Promoter group	0	0	0	0.0000	0.0000	-	0	0.0000
	Public	0	0	0	0.0000	0.0000	-	0	0.0000
	Sub Total (C)	0	0	0	0.0000	0.0000	-	0	0.0000
	GRAND TOTAL (A)+(B)+(C)	5084	5285511	4734362	100.0000	100.0000	-	0.0000	0.0000



M. S. K. S.




(1)(b) Statement showing holding of securities (including shares, warrants, convertible securities) of persons belonging to the category "Promoter and Promoter Group"

Sr. No.	Name of the shareholder	Details of Shares held			Encumbered shares		Details of warrants		Details of convertible securities		Total shares (including underlying shares assuming full conversion of warrants and convertible securities) as a % of diluted share capital
		Number of shares held	As a % of grand total (A)+(B)+(C)	No.	As a percentage (VI)=(V)/(III)	As a % of grand total (A)+(B)+(C) of sub-clause (i)(a)	Number of warrants held	As a % total number of warrants of the same class	Number of convertible securities held	As a % total number of convertible securities of the same class	
(i)	(ii)	(iii)	(iv)	(v)	(vi)=(v)/(iii)	(vii)	(viii)	(ix)	(x)	(xi)	(xii)
1	YOGENDRA DAHYALAL PATEL (AABPP4024A)	820650	15.5264	0	0.00	0.00	0	0	0	0	15.5264
2	ANJANI YOGENDRA PATEL (AATPP3154R)	788872	14.9252	0	0.00	0.00	0	0	0	0	14.9252
3	YOGI INVESTMENT PVT LTD (AAACY0123D)	780585	14.7684	0	0.00	0.00	0	0	0	0	14.7684
4	WAADA ALUMS & ACIDS PVT LTD (AAACW0468R)	767845	14.5274	0	0.00	0.00	0	0	0	0	14.5274
5	VJAL SHIPPING PVT LTD (AAACV1213F)	332800	6.2965	0	0.00	0.00	0	0	0	0	6.2965
6	CHAVI IMPEX PVT LTD (AAACC4377M)	28200	0.4957	0	0.00	0.00	0	0	0	0	0.4957
7	WAADA BOTTLING INDUSTRIES PVT LTD (AAACW0857H)	12900	0.2441	0	0.00	0.00	0	0	0	0	0.2441
8	CHANDNI YOGENDRA PATEL (AMTTP8767E)	13945	0.2638	0	0.00	0.00	0	0	0	0	0.2638
9	VJAL YOGENDRA PATEL (BFTPP2179E)	30616	0.5792	0	0.00	0.00	0	0	0	0	0.5792
10	KANTILAL NARAYANDAS KETHWA (AAEP15975F)	3770	0.0713	0	0.00	0.00	0	0	0	0	0.0713
11	CHANDNI Y PATEL	3390	0.0641	0	0.00	0.00	0	0	0	0	0.0641
	TOTAL	3581574	67.7621	0	0.0000	0.0000	0	0	0	0	67.7621



M. Patel




(i)(c)(i) Statement showing holding of securities (including shares, warrants, convertible securities) of persons belonging to the category "Public" and holding more than 1% of the total number of shares

Sr. No.	Name of the shareholder	Number of shares held	Shares as a percentage of total number of shares (i.e., Grand Total (A)+(B)+(C) indicated in Statement at para (i)(a) above)	Details of warrants		Details of convertible securities		Total shares (including underlying shares assuming full conversion of warrants and convertible securities) as a % of diluted share capital
				Number of warrants held	As a % total number of warrants of the same class	Number of convertible securities held	% w.r.t total number of convertible securities of the same class	
1	KAMAL VITHALBHAI PATEL	72550	1.3726	0	0	0	0	1.3726/20358
2	MEENA VITHALBHAI PATEL	71950	1.3613	0	0	0	0	1.3612/857
	TOTAL	144500	2.7339	0	0	0	0	2.7338/8928

(i)(c)(ii) Statement showing holding of securities (including shares, warrants, convertible securities) of persons (together with PAC) belonging to the category "Public" and holding more than 5% of the total number of shares of the company

Sr. No.	Name(s) of the shareholder(s) and the Persons Acting in Concert (PAC) with them	Number of shares	Shares as a percentage of total number of shares (i.e., Grand Total (A)+(B)+(C) indicated in Statement at para (i)(a) above)	Details of warrants		Details of convertible securities		Total shares (including underlying shares assuming full conversion of warrants and convertible securities) as a % of diluted share capital
				Number of warrants	As a % total number of warrants of the same class	Number of convertible securities held	% w.r.t total number of convertible securities of the same class	
1	NIL		0.0000					
	TOTAL	0	0.0000					



M. M. M.



(II)(a) Statement showing details of Depository Receipts (DRs)				
Sr. No.	Type of outstanding DR (ADRs, GDRs, SDRs, etc.)	Number of outstanding DRs	Number of shares underlying outstanding DRs	Shares underlying outstanding DRs as a percentage of total number of shares (i.e., Grand Total (A)+(B)+(C) indicated in Statement at para (I)(a) above)
1	NIL	NIL	NIL	NIL
TOTAL		NIL	NIL	NIL



[Handwritten signature]



Statement showing holding of Depository Receipts (DRs), where underlying shares held by "Promoter/ Promoter Group" are in excess of 1% of the total number of shares
 (ii) (b)

Sr. No.	Name of the DR Holder	Type of outstanding DR (ADRs, GDRs, SDRs, etc.)	Number of shares underlying outstanding DRs	Shares underlying outstanding DRs as a percentage of total number of shares (i.e., Grand Total (A)+(B)+(C) indicated in Statement at para. (i)(a) above)
1	NIL	NIL	NIL	NIL
	TOTAL	NIL	NIL	NIL



Handwritten signature

