


(1) (a) Statement showing Shareholding Pattern

Name of the Company: BHARAT AGRIFERT & REALITY LTD		BSE- 531862	NSE- BFIL	Equity
Scrip Code, Name of the scrip, class of security:		30.9.2015		
Quarter ended:				
<b>Partly paid-up shares:-</b>		<b>No. of partly paid-up shares</b>	<b>As a % of total no. of partly paid-up shares</b>	<b>As a % of total no. of shares of the company</b>
Held by Promoter / Promoter Group		0	0.0000	0.0000
Held by public		0	0.0000	0.0000
<b>Total</b>		<b>0</b>	<b>0.0000</b>	<b>0.0000</b>
<b>Outstanding convertible securities:-</b>		<b>No. of outstanding securities</b>	<b>As a % of total No. of outstanding convertible securities</b>	<b>As a % of total no. of shares of the company, assuming full conversion of the convertible securities</b>
Held by Promoter / Promoter Group		0	0.0000	0.0000
Held by public		0	0.0000	0.0000
<b>Total</b>		<b>0</b>	<b>0.0000</b>	<b>0.0000</b>
<b>Warrants:-</b>		<b>No. of warrants</b>	<b>As a % of total no. of warrants</b>	<b>As a % of total no. of shares of the company, assuming full conversion of warrants</b>
Held by Promoter / Promoter Group		0	0.0000	0.0000
Held by public		0	0.0000	0.0000
<b>Total</b>		<b>0</b>	<b>0.0000</b>	<b>0.0000</b>
<b>Total paid-up capital of the company assuming full conversion of warrants and convertible securities</b>				

5285511



Category Code	Category of shareholder	Number of shareholders	Total number of shares	Number of shares held in dematerialised form	Total shareholding as a percentage of total number of		Shares pledged or otherwise encumbered	As a percentage (IX) = (VIII)/(IV)*100
					As a percentage of (A+B) (VI)	As a percentage of (A+B+C) (VII)		
(I)	Promoter and Promoter Group	(II)	(IV)	(V)	(VI)	(VII)	(VIII)	(IX)
1	Indian							
(a)	Individuals/Hindu Undivided Family	0	0	0	0.0000	0.0000	0	0.0000
(b)	Central Government/State Government(s)	0	0	0	0.0000	0.0000	0	0.0000
(c)	Bodies Corporate	5	1920331	1920331	36.3320	36.3320	0	0.0000
(d)	Financial Institutions / Banks	0	0	0	0.0000	0.0000	0	0.0000
(e)	Any Other (specify)	6	1661243	1661243	31.4301	31.4301	0	0.0000
2	Sub Total (A)(1)	11	3581574	3581574	67.7621	67.7621	0	0.0000
	Foreign							
(a)	Individuals (Non-Resident Individuals/Foreign Individuals)	0	0	0	0.0000	0.0000	0	0.0000
(b)	Bodies Corporate	0	0	0	0.0000	0.0000	0	0.0000
(c)	Institutions	0	0	0	0.0000	0.0000	0	0.0000
(d)	Qualified Foreign Investors	0	0	0	0.0000	0.0000	0	0.0000
(e)	Any Other (specify)	0	0	0	0.0000	0.0000	0	0.0000
	Sub Total (A)(2)	0	0	0	0.0000	0.0000	0	0.0000
	Total Shareholding of Promoter and Promoter Group (A)=(A)(1)+(A)(2)	11	3581574	3581574	67.7621	67.7621	0	0.0000
(B)	Public shareholding							
1	Institutions							
(a)	Mutual Funds/UTI	0	0	0	0.0000	0.0000		
(b)	Financial Institutions / Banks	1	100	100	0.0019	0.0019		
(c)	Central Government/State Government(s)	0	0	0	0.0000	0.0000		
(d)	Venture Capital Funds	0	0	0	0.0000	0.0000		
(e)	Insurance Companies	0	0	0	0.0000	0.0000		
(f)	Foreign Institutional Investors	0	0	0	0.0000	0.0000		
(g)	Foreign Venture Capital Investors	0	0	0	0.0000	0.0000		
(h)	Qualified Foreign Investors	0	0	0	0.0000	0.0000		
(i)	Any Other (specify)	0	0	0	0.0000	0.0000		
2	Sub Total (B) (1)	1	100	100	0.0019	0.0019		
	Non-Institutions							
(a)	Bodies Corporate	71	37873	36373	0.7165	0.7165		
(b) (i)	Individuals - shareholders holding nominal share capital up to Rs 1 Lakh	4844	1078165	749486	20.3985	20.3985		
(ii)	Individual shareholders holding nominal share capital in excess of Rs. 1 Lakh	14	247828	222828	4.6888	4.6888		


Category code	Category of shareholder	Number of shareholders	Total number of shares	Number of shares held in dematerialised form	Total shareholding as a percentage of total number of		Shares pledged or otherwise encumbered	As a percentage (IX) = (VIII)/(IV)*100
					As a percentage of (A+B) (VII)	As a percentage of (A+B+C) (VIII)		
(I)	Qualified Foreign Investors (II)	0	0	0	0.0000	0.0000	-	-
(d)	Any Other							
i	Non Resident Indians (Repatriation)	31	204172	11622	3.8629	3.8629	-	-
ii	Non Resident Indians (Non Repatriation)	13	5287	5287	0.1000	0.1000	-	-
iii	HUF	73	127610	127610	2.4143	2.4143	-	-
iv	Clearing Member	18	2902	2902	0.0549	0.0549	-	-
v	Market Maker	0	0	0	0.0000	0.0000	-	-
vi	Trusts	0	0	0	0.0000	0.0000	-	-
	Sub Total (B)(2)	5064	1703857	1156108	32.2360	32.2360	-	-
	Total Public Shareholding Public Group (B)=(B)(1)+(B)(2)	5065	1703937	1156208	32.2379	32.2379	NA	NA
(C)	Total (A)+(B)	5076	5285511	4737782	100.0000	100.0000	-	-
	Shares held by custodians and against which Depository Receipts have been issued							
i	Promoter and Promoter group	0	0	0	0.0000	0.0000	0	0.0000
ii	Public	0	0	0	0.0000	0.0000	0	0.0000
iii	Sub Total (C)	0	0	0	0	0	0	0
	GRAND TOTAL (A)+(B)+(C)	5076	5285511	4737782	100.0000	100.0000	0.0000	0.0000



(1)(b) Statement showing holding of securities (including shares, warrants, convertible securities) of persons belonging to the category "Promoter and Promoter Group"

Sr. No.	Name of the shareholder	Details of Shares held			Encumbered shares			Details of warrants			Details of convertible securities			Total shares (including underlying shares assuming full conversion of warrants and convertible securities) as a % of diluted share capital
		Number of shares held	As a % of grand total (A)+(B)+(C)	No.	As a percentage (V1)=(V)/(I) J*100	As a % of grand total of sub-clause (I)(a) (A)+(B)+(C)	Number of warrants held	As a % total number of warrants of the same class	Number of convertible securities held	As a % total number of convertible securities of the same class				
(I)	(II)	(III)	(IV)	(V)	(VI)	(VII)	(VIII)	(IX)	(X)	(XI)	(XII)			
1	YOGENDRA DAHYALAL PATEL (AABPP4024A)	820650	15.5264	0	0.00	0.00	0	0	0	0	15.5264			
2	ANJANI YOGENDRA PATEL (AAPP3154R)	788872	14.9252	0	0.00	0.00	0	0	0	0	14.9252			
3	YOGI INVESTMENT PVT LTD (AAACY0125D)	780586	14.7684	0	0.00	0.00	0	0	0	0	14.7684			
4	WADA ALUMS & ACIDS PVT LTD (AAACW0468R)	767845	14.5274	0	0.00	0.00	0	0	0	0	14.5274			
5	VJAL SHIPPING PVT LTD (AAACV1213P)	332800	6.2965	0	0.00	0.00	0	0	0	0	6.2965			
6	CHAVIMPEX PVT LTD (AAACC4377M)	26200	0.4957	0	0.00	0.00	0	0	0	0	0.4957			
7	WADA BOTTLING INDUSTRIES PVT LTD (AAACW0957H)	12900	0.2441	0	0.00	0.00	0	0	0	0	0.2441			
8	GHANDINI YOGENDRA PATEL (AMTPP8767E)	13945	0.2638	0	0.00	0.00	0	0	0	0	0.2638			
9	VJAL YOGENDRA PATEL (BFTPP2179E)	30616	0.5792	0	0.00	0.00	0	0	0	0	0.5792			
10	KANTILAL NARAYANDAS KETHAWA (AAEPJ5975P)	3770	0.0713	0	0.00	0.00	0	0	0	0	0.0713			
11	GHANDINI Y PATEL	3390	0.0641	0	0.00	0.00	0	0	0	0	0.0641			
	<b>TOTAL</b>	<b>3581574</b>	<b>67.7621</b>	<b>0</b>	<b>0.0000</b>	<b>0.0000</b>	<b>0</b>	<b>0</b>	<b>0</b>	<b>0</b>	<b>67.7621</b>			



(1)(c)(i) Statement showing holding of securities (including shares, warrants, convertible securities) of persons belonging to the category "Public" and holding more than 1% of the total number of shares

Sr. No.	Name of the shareholder	Number of shares held	Shares as a percentage of total number of shares i.e., Grand Total (A)+(B)+(C) indicated in Statement at para (1)(a) above]	Details of warrants		Details of convertible securities		Total shares (including underlying shares assuming full conversion of warrants and convertible securities) as a % of diluted share capital
				Number of warrants held	As a % total number of warrants of the same class	Number of convertible securities held	% w.r.t total number of convertible securities of the same class	
1	KAMAL VITHALBHAI PATEL	72530	1.3726	0	0	0	0	1.3726/20358
2	MEENA VITHALBHAI PATEL	71950	1.3613	0	0	0	0	1.3612/6857
	TOTAL	144500	2.7339	0	0	0	0	2.7338/8928

(1)(c)(ii) Statement showing holding of securities (including shares, warrants, convertible securities) of persons (together with PAC) belonging to the category "Public" and holding more than 5% of the total number of shares of the company

Sr. No.	Name(s) of the shareholder(s) and the Persons Acting in Concert (PAC) with them	Number of shares	Shares as a percentage of total number of shares i.e., Grand Total (A)+(B)+(C) indicated in Statement at para (1)(a) above]	Details of warrants		Details of convertible securities		Total shares (including underlying shares assuming full conversion of warrants and convertible securities) as a % of diluted share capital
				Number of warrants	As a % total number of warrants of the same class	Number of convertible securities held	% w.r.t total number of convertible securities of the same class	
1	NIL		0.0000					
	TOTAL	0	0.0000					





(1)(d)	Statement showing details of locked-in shares		
Sr. No.	Name of the shareholder	Number of Locked in Shares	Locked-in shares as a percentage of total number of shares i.e., Grand Total (A)+(B)+(C) indicated in Statement at para (1)(a) above]
1	NIL	NIL	NIL
TOTAL	NIL	NIL	NIL

*M. B. D.*



(II)(a)	Statement showing details of Depository Receipts (DRs)			
Sr. No.	Type of outstanding DR (ADRs, GDRs, SDRs, etc.)	Number of outstanding DRs	Number of shares underlying outstanding DRs	Shares underlying outstanding DRs as a percentage of total number of shares i.e., Grand Total (A)+(B)+(C) indicated in Statement at para (I)(a) above]
1	NIL	NIL	NIL	NIL
TOTAL		NIL	NIL	NIL

Statement showing holding of Depository Receipts (DRs), where underlying shares held by "Promoter/Promoter Group" are in excess of 1% of the total number of shares (II) (b)

Sr. No.	Name of the DR Holder	Type of outstanding DR (ADRs, GDRs, SDRs, etc.)	Number of shares underlying outstanding DRs	Shares underlying outstanding DRs as a percentage of total number of shares i.e., Grand Total (A)+(B)+(C) indicated in Statement at para (I)(a) above]
1	NIL	NIL	NIL	NIL
	TOTAL	NIL	NIL	NIL

*M. S. M.*

