





(D) (a) Statement showing Shareholding Pattern

Name of the Company: BHARAT AGRIFERT & REALTY LTD		BSE- ; NSE- ; Equity	
Scrip Code, Name of the scrip, class of security:			
Quarter ended : 30.06.2013			
Partly paid-up shares:-	No. of partly paid-up shares	As a % of total no. of partly paid-up shares	As a % of total no. of shares of the company
Held by Promoter / Promoter Group	0	0.0000	0.0000
Held by public	0	0.0000	0.0000
Total	0	0.0000	0.0000
Outstanding convertible securities:-	No. of outstanding securities	As a % of total No. of outstanding convertible securities	As a % of total no. of shares of the company, assuming full conversion of the convertible securities
Held by Promoter / Promoter Group	0	0.0000	0.0000
Held by public	0	0.0000	0.0000
Total	0	0.0000	0.0000
Warrants:-	No. of warrants	As a % of total no. of warrants	As a % of total no. of shares of the company, assuming full conversion of warrants
Held by Promoter / Promoter Group	0	0.0000	0.0000
Held by public	0	0.0000	0.0000
Total	0	0.0000	0.0000
Total paid-up capital of the company assuming full conversion of warrants and convertible securities			5285511




M. M. M.

Md




Category Code (I)	Category of shareholder (II)	Number of shareholders (III)	Total number of shares (IV)	Number of shares held in dematerialised form (V)	Percentage of total number of shares		Shares pledged or otherwise encumbered (VIII)	As a percentage (IX) = (VIII)/(IV)*100
					As a percentage of (A+B) (VI)	As a percentage of (A+B+C) (VII)		
1	Promoter and Promoter Group							
(a)	Indian							
(a)	Individuals/Hindu Undivided Family	1	26383	26383	0.4992	0.4992	0	0.0000
(b)	Central Government/State Government(s)	0	0	0	0.0000	0.0000	0	0.0000
(c)	Bodies Corporate	5	1920331	1920331	36.3320	36.3320	0	0.0000
(d)	Financial Institutions / Banks	0	0	0	0.0000	0.0000	0	0.0000
(e)	Any Other (specify)	5	1624737	1624737	30.7394	30.7394	0	0.0000
	Sub Total (A)(I)	11	3571451	3571451	67.5706	67.5706	0	0.0000
2	Foreign							
(a)	Individuals (Non-Resident Individuals/Foreign Individuals)	0	0	0	0.0000	0.0000	0	0.0000
(b)	Bodies Corporate	0	0	0	0.0000	0.0000	0	0.0000
(c)	Institutions	0	0	0	0.0000	0.0000	0	0.0000
(d)	Qualified Foreign Investors	0	0	0	0.0000	0.0000	0	0.0000
(e)	Any Other (specify)	0	0	0	0.0000	0.0000	0	0.0000
	Sub Total (A)(2)	0	0	0	0.0000	0.0000	0	0.0000
	Total Shareholding of Promoter and Promoter Group (A)=(A)(I)+(A)(2)	11	3571451	3571451	67.5706	67.5706	0	0.0000
(B)	Public shareholding							
1	Institutions							
(a)	Mutual Funds/UTI	0	0	0	0.0000	0.0000	-	-
(b)	Financial Institutions / Banks	1	100	100	0.0019	0.0019	-	-
(c)	Central Government/State Government(s)	0	0	0	0.0000	0.0000	-	-
(d)	Venture Capital Funds	0	0	0	0.0000	0.0000	-	-
(e)	Insurance Companies	0	0	0	0.0000	0.0000	-	-
(f)	Foreign Institutional Investors	0	0	0	0.0000	0.0000	-	-
(g)	Foreign Venture Capital Investors	0	0	0	0.0000	0.0000	-	-
(h)	Qualified Foreign Investors	0	0	0	0.0000	0.0000	-	-
(I)	Any Other (specify)	0	0	0	0.0000	0.0000	-	-
	Sub Total (B) (I)	1	100	100	0.0019	0.0019	-	-
2	Non-institutions							
(a)	Bodies Corporate	74	61598	60098	1.1654	1.1654	-	-
(b) (i)	Individuals - shareholders holding nominal share capital up to Rs 1 Lakh	4636	1067613	708515	20.1989	20.1989	-	-
(ii)	Individual shareholders holding nominal share capital in excess of Rs. 1 Lakh	19	374885	349885	7.0927	7.0927	-	-

Category code	Category of shareholder (II)	Number of shareholders (III)	Total number of shares (IV)	Number of shares held in dematerialised form (V)	Percentage of total number of shares			Shares pledged or otherwise encumbered	
					As a percentage of (A+B) (VI)	As a percentage of (A+B+C) (VII)	Number of shares (VIII)	As a percentage (IX) = (VIII)/(IV)*100	
(c)	Qualified Foreign Investors	0	0	0	0.0000	0.0000	-	-	-
(d)	Any Other								
i	Non Resident Indians (Repat)	30	200829	8279	3.7996	3.7996	-	-	-
ii	Non Resident Indians (Non Repat)	9	1452	1452	0.0275	0.0275	-	-	-
iii	Overseas Bodies Corporate	0	0	0	0.0000	0.0000	-	-	-
iv	Clearing Member	27	6960	6960	0.1317	0.1317	-	-	-
v	Market Maker	1	623	623	0.0118	0.0118	-	-	-
vi	Trusts	0	0	0	0.0000	0.0000	-	-	-
	Sub Total (B)(2)	4796	1713960	1135812	32.4275	32.4275	-	-	-
	Total Public Shareholding Public Group (B)=(B)(1)+ (B)(2)	4797	1714060	1135912	32.4294	32.4294	NA	NA	NA
	Total (A)+(B)	4808	5285511	4707363	100.0000	100.0000	-	-	-
(C)	Shares held by custodians and against which Depository Receipts have been issued								
	Promoter and Promoter group	0	0	0	0.0000	0.0000	0	0	0.0000
	Public	0	0	0	0.0000	0.0000	0	0	0.0000
	Sub Total (C)	0	0	0	0	0	0	0	0
	GRAND TOTAL (A)+(B)+(C)	4808	5285511	4707363	100.0000	100.0000	0.0000	0.0000	0.0000



M. K. M. M.



(1)(b) Statement showing holding of securities (including shares, warrants, convertible securities) of persons belonging to the category "Promoter and Promoter Group"

Sr. No.	Name of the shareholder	Details of Shares held		Encumbered shares		Details of warrants		Details of convertible securities		Total shares (including underlying shares assuming full conversion of warrants and convertible securities) as a % of diluted share capital	
		Number of shares held	As a % of grand total (A)+(B)+(C)	No.	As a percentage (A)+(B)+(C) of sub-clause (I)(a)	Number of warrants held	As a % total number of warrants of the same class	Number of convertible securities held	As a % total number of convertible securities of the same class		
(I)	(II)	(III)	(IV)	(V)	(VI)	(VII)	(VIII)	(IX)	(X)	(XI)	(XII)
1	YOGENDRA DAHYALAL PATEL (AABPP4024A)	820650	15.5264	0	0.00	0.00	0	0	0	0	15.53
2	ANJANI YOGENDRA PATEL (AAPP3154R)	788872	14.9252	0	0.00	0.00	0	0	0	0	14.93
3	YOGI INVESTMENT PVT LTD (AAACY0125D)	780586	14.7684	0	0.00	0.00	0	0	0	0	14.77
4	WADA ALUMS & ACIDS PVT LTD (AAACW0468R)	767845	14.5274	0	0.00	0.00	0	0	0	0	14.53
5	VIJAL SHIPPING PVT LTD (AAACV1213F)	332800	6.2965	0	0.00	0.00	0	0	0	0	6.3
6	CHAVI IMPLEX PVT LTD (AAACC4377M)	26200	0.4957	0	0.00	0.00	0	0	0	0	0.5
7	WADA BOTTLING INDUSTRIES PVT LTD (AAACW0957H)	12900	0.2441	0	0.00	0.00	0	0	0	0	0.24
8	CHANDNI YOGENDRA PATEL (AMTTP8767E)	11445	0.2165	0	0.00	0.00	0	0	0	0	0.22
9	VIJAL YOGENDRA PATEL (BFTPP2179E)	26383	0.4992	0	0.00	0.00	0	0	0	0	0.5
10	KANTILAL NARAYANDAS KETHWA (AAEPJ5975F)	3770	0.0713	0	0.00	0.00	0	0	0	0	0.07
	TOTAL	3571451	67.5706	0	0.0000	0.0000	0	0	0	0	67.57




M. K. K.

Statement showing holding of securities (including shares, warrants, convertible securities) of persons belonging to the category "Public" and holding more than 1% of the total number of shares



Sr. No.	Name of the shareholder	Number of shares held	Shares as a percentage of total number of shares (i.e., Grand Total (A)+(B)+(C) indicated in Statement at para (I)(a) above)	Details of warrants		Details of convertible securities		Total shares (including underlying shares assuming full conversion of warrants and convertible securities) as a % of diluted share capital
				Number of warrants held	As a % total number of warrants of the same class	Number of convertible securities held	% w.r.t total number of convertible securities of the same class	
1	KAMAL VITHALBHAI PATEL	72550	1.3726	0	0	0	0	1.37
2	MEENA VITHALBHAI PATEL	71950	1.3613	0	0	0	0	1.36
	TOTAL	144500	2.7339	0	0	0	0	2.73

Statement showing holding of securities (including shares, warrants, convertible securities) of persons (together with PAC) belonging to the category "Public" and holding more than 5% of the total number of shares of the company

Sr. No.	Name(s) of the shareholder(s) and the Persons Acting in Concert (PAC) with them	Number of shares	Shares as a percentage of total number of shares (i.e., Grand Total (A)+(B)+(C) indicated in Statement at para (I)(a) above)	Details of warrants		Details of convertible securities		Total shares (including underlying shares assuming full conversion of warrants and convertible securities) as a % of diluted share capital
				Number of warrants	As a % total number of warrants of the same class	Number of convertible securities held	% w.r.t total number of convertible securities of the same class	
1			0.0000					
	TOTAL	0	0.0000					





(I)(d) Statement showing details of locked-in shares			
Sr. No.	Name of the shareholder	Number of Locked in Shares	Locked-in shares as a percentage of total number of shares [i.e., Grand Total (A)+(B)+(C) indicated in Statement at para (I)(a) above]
1	NIL	NIL	NIL
TOTAL		NIL	NIL



[Handwritten Signature]

Statement showing details of Depository Receipts (DRs)					
(II)(a)	Sr. No.	Type of outstanding DR (ADRs, GDRs, SDRs, etc.)	Number of outstanding DRs	Number of shares underlying outstanding DRs	Shares underlying outstanding DRs as a percentage of total number of shares (i.e., Grand Total (A)+(B)+(C) indicated in Statement at para (I)(a) above}
	1	NIL	NIL	NIL	NIL
	TOTAL		NIL	NIL	NIL



(Handwritten signature)

Statement showing holding of Depository Receipts (DRs), where underlying shares held by "Promoter/ Promoter Group" are in excess of 1% of the total number of shares

(II) (b)

Sr. No.	Name of the DR Holder	Type of outstanding DR (ADRs, GDRs, SDRs, etc.)	Number of shares underlying outstanding DRs	Shares underlying outstanding DRs as a percentage of total number of shares {i.e., Grand Total (A)+(B)+(C) indicated in Statement at para (D)(a) above}
1	NIL	NIL	NIL	NIL
	TOTAL	NIL	NIL	NIL



(Handwritten Signature)

