



(1) (a) Statement showing Shareholding Pattern

Name of the Company: BHARAT AGRIFERT & REALITY LTD		BSE- ; NSE- ; Equity	
Scrip Code, Name of the scrip, class of security:			
Quarter ended : 30.09.2013			
Partly paid-up shares:-	No. of partly paid-up shares	As a % of total no. of partly paid-up shares	As a % of total no. of shares of the company
Held by Promoter / Promoter Group	0	0.0000	0.0000
Held by public	0	0.0000	0.0000
<b>Total</b>	<b>0</b>	<b>0.0000</b>	<b>0.0000</b>
Outstanding convertible securities:-	No. of outstanding securities	As a % of total No. of outstanding convertible securities	As a % of total no. of shares of the company, assuming full conversion of the convertible securities
Held by Promoter / Promoter Group	0	0.0000	0.0000
Held by public	0	0.0000	0.0000
<b>Total</b>	<b>0</b>	<b>0.0000</b>	<b>0.0000</b>
Warrants:-	No. of warrants	As a % of total no. of warrants	As a % of total no. of shares of the company, assuming full conversion of warrants
Held by Promoter / Promoter Group	0	0.0000	0.0000
Held by public	0	0.0000	0.0000
<b>Total</b>	<b>0</b>	<b>0.0000</b>	<b>0.0000</b>
<b>Total paid-up capital of the company assuming full conversion of warrants and convertible securities</b>			<b>5285511</b>




MP

Category Code	Category of shareholder (II)	Number of shareholders (III)	Total number of shares (IV)	Number of shares held in dematerialised form (V)	Percentage of total number of shares			Shares pledged or otherwise encumbered (VIII)	As a percentage (IX) = (VIII)/(IV)*100
					As a percentage of (A+B) (VI)	As a percentage of (A+B+C) (VII)	Number of shares (VIII)		
(A)	Promoter and Promoter Group								
1	Indian								
(a)	Individuals/Hindu Undivided Family	1	26663	26663	0.5045	0.5045	0	0.0000	
(b)	Central Government/State Government(s)	0	0	0	0.0000	0.0000	0	0.0000	
(c)	Bodies Corporate	5	1920331	1920331	36.3320	36.3320	0	0.0000	
(d)	Financial Institutions / Banks	0	0	0	0.0000	0.0000	0	0.0000	
(e)	Any Other (specify)	5	1627237	1627237	30.7867	30.7867	0	0.0000	
	<b>Sub Total (A)(1)</b>	<b>11</b>	<b>3574231</b>	<b>3574231</b>	<b>67.6232</b>	<b>67.6232</b>	<b>0</b>	<b>0.0000</b>	
2	Foreign								
(a)	Individuals (Non-Resident Individuals/Foreign Individuals)	0	0	0	0.0000	0.0000	0	0.0000	
(b)	Bodies Corporate	0	0	0	0.0000	0.0000	0	0.0000	
(c)	Institutions	0	0	0	0.0000	0.0000	0	0.0000	
(d)	Qualified Foreign Investors	0	0	0	0.0000	0.0000	0	0.0000	
(e)	Any Other (specify)	0	0	0	0.0000	0.0000	0	0.0000	
	<b>Sub Total (A)(2)</b>	<b>0</b>	<b>0</b>	<b>0</b>	<b>0.0000</b>	<b>0.0000</b>	<b>0</b>	<b>0.0000</b>	
	<b>Total Shareholding of Promoter and Promoter Group (A)=(A)(1)+(A)(2)</b>	<b>11</b>	<b>3574231</b>	<b>3574231</b>	<b>67.6232</b>	<b>67.6232</b>	<b>0</b>	<b>0.0000</b>	
(B)	Public shareholding								
1	Institutions								
(a)	Mutual Funds/UTI	0	0	0	0.0000	0.0000	0	0.0000	
(b)	Financial Institutions / Banks	1	100	100	0.0019	0.0019	0	0.0000	
(c)	Central Government/State Government(s)	0	0	0	0.0000	0.0000	0	0.0000	
(d)	Venture Capital Funds	0	0	0	0.0000	0.0000	0	0.0000	
(e)	Insurance Companies	0	0	0	0.0000	0.0000	0	0.0000	
(f)	Foreign Institutional Investors	0	0	0	0.0000	0.0000	0	0.0000	
(g)	Foreign Venture Capital Investors	0	0	0	0.0000	0.0000	0	0.0000	
(h)	Qualified Foreign Investors	0	0	0	0.0000	0.0000	0	0.0000	
(I)	Any Other (specify)	0	0	0	0.0000	0.0000	0	0.0000	
	<b>Sub Total (B) (1)</b>	<b>1</b>	<b>100</b>	<b>100</b>	<b>0.0019</b>	<b>0.0019</b>	<b>0</b>	<b>0.0000</b>	
2	Non-institutions								
(a)	Bodies Corporate	69	46905	45405	0.8874	0.8874	0	0.0000	
(b) (i)	Individuals - shareholders holding nominal share capital up to Rs 1 Lakh	4694	1110042	756284	21.0016	21.0016	0	0.0000	
(ii)	Individual shareholders holding nominal share capital in excess of Rs. 1 Lakh	17	338242	313242	6.3994	6.3994	0	0.0000	



Handwritten signature or initials.


Category code	Category of shareholder (II)	Number of shareholders (III)	Total number of shares (IV)	Number of shares held in dematerialised form (V)	Percentage of total number of shares		Shares pledged or otherwise encumbered	
					As a percentage of (A+B) (VI)	As a percentage of (A+B+C) (VII)	Number of shares (VIII)	As a percentage (IX) = (VIII)/(IV)*100
(c)	Qualified Foreign Investors	0	0	0	0.0000	0.0000	-	-
(d)	Any Other							
i	Non Resident Indians (Repat)	32	206369	13819	3.9044	3.9044	-	-
ii	Non Resident Indians (Non Repat)	12	5987	5987	0.1133	0.1133	-	-
iii	Overseas Bodies Corporate	0	0	0	0.0000	0.0000	-	-
iv	Clearing Member	16	3625	3625	0.0686	0.0686	-	-
v	Market Maker	1	10	10	0.0002	0.0002	-	-
vi	Trusts	0	0	0	0.0000	0.0000	-	-
	Sub Total (B)(2)	4841	1711180	1138372	32.3749	32.3749	-	-
	Total Public Shareholding Public Group (B)-(B)(1)+ (B)(2)	4842	1711280	1138472	32.3768	32.3768	NA	NA
	Total (A)+(B)	4853	5285511	4712703	100.0000	100.0000	-	-
(C)	Shares held by custodians and against which Depository Receipts have been issued							
i	Promoter and Promoter group	0	0	0	0.0000	0.0000	0	0.0000
	Public	0	0	0	0.0000	0.0000	0	0.0000
	Sub Total (C)	0	0	0	0	0	0	0
	GRAND TOTAL (A)+(B)+(C)	4853	5285511	4712703	100.0000	100.0000	0.0000	0.0000



*MP*

(I)(b) Statement showing holding of securities (including shares, warrants, convertible securities) of persons belonging to the category "Promoter and Promoter Group"

Sr. No.	Name of the shareholder	Details of Shares held		Encumbered shares		Details of warrants		Details of convertible securities		Total shares (including underlying shares assuming full conversion of warrants and convertible securities) as a % of diluted share capital
		Number of shares held	As a % of grand total (A)+(B)+(C)	No.	As a percentage (VI)=(V)/(III)*100	As a % of grand total (A)+(B)+(C) of sub-clause (I)(a)	Number of warrants held	As a % total number of warrants of the same class	Number of convertible securities held	
(I)	(II)	(III)	(IV)	(V)	(VII)	(VIII)	(IX)	(X)	(XI)	(XII)
1	YOGENDRA DAHYALAL PATEL (AABPP4024A)	820650	15.5264	0	0.00	0	0	0	0	15.53
2	ANJANI YOGENDRA PATEL (AAFPP3154R)	788872	14.9252	0	0.00	0	0	0	0	14.93
3	YOGI INVESTMENT PVT LTD (AAACY0125D)	780586	14.7684	0	0.00	0	0	0	0	14.77
4	WADA ALUMS & ACIDS PVT LTD (AAACW0468R)	767845	14.5274	0	0.00	0	0	0	0	14.53
5	VJAL SHIPPING PVT LTD (AAACV1213F)	332800	6.2965	0	0.00	0	0	0	0	6.3
6	CHAVI IMPEX PVT LTD (AAACC4377M)	26200	0.4957	0	0.00	0	0	0	0	0.5
7	WADA BOTTLING INDUSTRIES PVT LTD (AAACW0957H)	12900	0.2441	0	0.00	0	0	0	0	0.24
8	CHANDNI YOGENDRA PATEL (AMTPP8767E)	13945	0.2638	0	0.00	0	0	0	0	0.26
9	VJAL YOGENDRA PATEL (BFTPP2179E)	26863	0.5045	0	0.00	0	0	0	0	0.5
10	KANTILAL NARAYANDAS KETHWA (AAEPJ5975F)	3770	0.0713	0	0.00	0	0	0	0	0.07
	<b>TOTAL</b>	<b>3574231</b>	<b>67.6232</b>	<b>0</b>	<b>0.0000</b>	<b>0</b>	<b>0</b>	<b>0</b>	<b>0</b>	<b>67.62</b>




*(Handwritten signature)*

Statement showing holding of securities (including shares, warrants, convertible securities) of persons belonging to the category "Public" and holding more than 1% of the total number of shares

Sr. No.	Name of the shareholder	Number of shares held	Shares as a percentage of total number of shares (i.e., Grand Total (A)+(B)+(C) indicated in Statement at para (I)(a) above)	Details of warrants		Details of convertible securities		Total shares (including underlying shares assuming full conversion of warrants and convertible securities) as a % of diluted share capital
				Number of warrants held	As a % total number of warrants of the same class	Number of convertible securities held	% w.r.t total number of convertible securities of the same class	
1	KAMAL VITHALBHAI PATEL	72550	1.3726	0	0	0	0	1.37
2	MEENA VITHALBHAI PATEL	71950	1.3613	0	0	0	0	1.36
	<b>TOTAL</b>	<b>144500</b>	<b>2.7339</b>	<b>0</b>	<b>0</b>	<b>0</b>	<b>0</b>	<b>2.73</b>


Statement showing holding of securities (including shares, warrants, convertible securities) of persons (together with PAC) belonging to the category "Public" and holding more than 5% of the total number of shares of the company

Sr. No.	Name(s) of the shareholder(s) and the Persons Acting in Concert (PAC) with them	Number of shares	Shares as a percentage of total number of shares (i.e., Grand Total (A)+(B)+(C) indicated in Statement at para (I)(a) above)	Details of warrants		Details of convertible securities		Total shares (including underlying shares assuming full conversion of warrants and convertible securities) as a % of diluted share capital
				Number of warrants	As a % total number of warrants of the same class	Number of convertible securities held	% w.r.t total number of convertible securities of the same class	
1			0.0000					
	<b>TOTAL</b>	<b>0</b>	<b>0.0000</b>					



*(Handwritten signature)*



<u>(I)(d) Statement showing details of locked-in shares</u>			
Sr. No.	Name of the shareholder	Number of Locked in Shares	Locked-in shares as a percentage of total number of shares (i.e., Grand Total (A)+(B)+(C) indicated in Statement at para (I)(a) above)
1	NIL	NIL	NIL
TOTAL		NIL	NIL



*MA*




Statement showing details of Depository Receipts (DRs)					
(II)(a)	Sr. No.	Type of outstanding DR (ADRs, GDRs, SDRs, etc.)	Number of outstanding DRs	Number of shares underlying outstanding DRs	Shares underlying outstanding DRs as a percentage of total number of shares {i.e., Grand Total (A)+(B)+(C) indicated in Statement at para (I)(a) above}
	1	NIL	NIL	NIL	NIL
	TOTAL		NIL	NIL	NIL



*Handwritten signature*

Statement showing holding of Depository Receipts (DRs), where underlying shares held by "Promoter/ Promoter Group" are in excess of 1% of the total number of shares  
(II) (b)

Sr. No.	Name of the DR Holder	Type of outstanding DR (ADRs, GDRs, SDRs, etc.)	Number of shares underlying DRs	Shares underlying outstanding DRs as a percentage of total number of shares (i.e., Grand Total (A)+(B)+(C) indicated in Statement at para (D)(a) above}
1	NIL	NIL	NIL	NIL
	TOTAL	NIL	NIL	NIL



*MA*

