

## I (a) Statement showing Shareholding Pattern

Name of the Company : BHARAT FERTILIZERS INDUSTRIES LTD

Scrip Code :

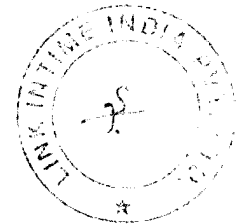
Class of Security :

Quarter ended : 31.12.2011

Partly Paid-up shares	No. of Partly Paid-up shares	As a % of total no. of partly paid-up shares	As a % of total no. of shares of the Company
Held by promoter / promoter group			0
Held by public			0
<b>Total</b>	<b>0</b>	<b>0</b>	<b>0</b>
Outstanding convertible securities	No. of outstanding securities	As a % of total no. of outstanding convertible securities	As a % of total no. of shares of the Company, assuming full conversion of the convertible securities
Held by promoter / promoter group			0
Held by public			0
<b>Total</b>	<b>0</b>	<b>0</b>	<b>0</b>
Warrants	No. of warrants	As a % of total no. of warrants	As a % of total no. of shares of the Company, assuming full conversion of warrants
Held by promoter / promoter group			0
Held by public			0
<b>Total</b>	<b>0</b>	<b>0</b>	<b>0</b>
Total paid-up capital of the company, assuming full conversion of warrants and convertible securities			5285511




*[Handwritten Signature]*



(iii) Shareholding Pattern under Clause 35

Name of the Company:		BHARAT FERTILIZERS INDUSTRIES LTD						
Scrip Code:	Quarter ended:	31.12.2011						
Category code	Category of shareholder	Number of shareholders	Total number of shares	Number of shares held in dematerialized form	Total shareholding as a percentage of total number of shares		Shares pledged or otherwise encumbered	
					As a percentage	As a percentage of (A+B+C)	No of shares	As a percentage
(A)	Shareholding of Promoter				0.00	0.00		
-1	Indian				0.00	0.00		
(a)	Individuals/ Hindu Undivided Family	3	22465	22465	0.43	0.43		0.000
(b)	Central Government/ State Governments)				0.00	0.00		
(c)	Bodies Corporate	5	1920331	1920331	36.33	36.33		0.000
(d)	Financial Institutions/ Banks				0.00	0.00		
(e)	Any Other (specify)	5	1624937	1624937	30.74	30.74		
	Sub-Total (A)(1)	13	3567733	3567733	67.50	67.50		0.000
2	Foreign				0.00	0.00		
(a)	Individuals (Non-Resident individuals/ Foreign Individuals)				0.00	0.00		
(b)	Bodies Corporate				0.00	0.00		
(c)	Institutions				0.00	0.00		
(d)	Any Other (specify)				0.00	0.00		
	Sub-Total (A)(2)				0.00	0.00		
	Total Shareholding of Promoter and Promoter Group (A) = (A)(1)+(A)(2)	13	3567733	3567733	67.50	67.50		
(B)	Public shareholding				0.00	0.00		
-1	Institutions				0.00	0.00		
(a)	Mutual Funds/ UTI				0.00	0.00		
(b)	Financial Institutions/ Banks	1	100	100	0.00	0.00		
(c)	Central Government/ State Governments)				0.00	0.00		
(d)	Venture Capital Funds				0.00	0.00		
(e)	Insurance Companies				0.00	0.00		
(f)	Foreign Institutional Investors				0.00	0.00		
(g)	Foreign Venture Capital Investors				0.00	0.00		
(h)	Any Other (Trust)				0.00	0.00		
	Sub-Total (B)(1)	1	100	100	0.00	0.00		
-2	Non-institutions				0.00	0.00		
(a)	Bodies Corporate	53	64226	61096	1.22	1.22		
(b)	Individuals				0.00	0.00		
	i. individual shareholders holding nominal share capital up to Rs. 1 lakh	4679	1028432	644577	19.46	19.46		
	ii. individual shareholders holding nominal share capital in excess of Rs. 1 lakh	18	415046	390046	7.85	7.85		



*(Handwritten signature)*




(c)	Any Other (specify)				0.00	0.00		
1	NRI	32	205384	3094	3.89	3.89		
2	NRI	8	1491	1491	0.03	0.03		
3	Clearing members	17	3099	3099	0.06	0.06		
4	Market Maker				0.00	0.00		
5	HUF				0.00	0.00		
	Sub-Total (B)(2)	4807	1717678	1103403	32.50	32.50		
	Total Public Shareholding (B) = (B)(1)+(B)(2)	4808	1717778	1103503	32.50	32.50		
	TOTAL (A)+(B)	4821	5285511	4671236	100.00	100.00		
(C)	Shares held by Custodians and against Depository Receipts which have been issued				0.00	0.00		
	1. Promoters							
	2. Public							
	Sub-Total (C)							
	GRAND TOTAL (A)+(B)+(C)	4821	5285511	4671236	100.00	100.00		

(d)(b) Statement showing holding of securities (including shares, warrants, convertible securities) of persons belonging to the category "Promoter and Promoter Group"

Sr. No.	Name of the shareholder	Details of Shares held		Encumbered shares			Details of warrants		Details of convertible securities			Total shares (including underlying shares assuming full conversion of warrants and convertible securities) as a % of diluted share capital
		Number of shares held	As a % of grand total (A)+(B)+(C)	No.	As a percentage	As a % of grand total (A)+(B)+(C) of sub-clause (I)(a)	Number of warrants held	As a % total number of warrants of the same class	Number of convertible securities held	As a % total number of convertible securities of the same class		
		(iii)	(iv)	(v)	(vi)=(v)/(iii)*100	(vii)	(viii)	(ix)	(x)	(xi)	(xii)	
	YOGENDRA KANTILAL PATEL	820650	15.53		0.00	0.00	0	0.00	0	0.00		15.53
	ATULANI YOGENDRA PATEL (AAFPP3154R)	788872	14.93		0.00	0.00	0	0.00	0	0.00		14.93
	YOGI INVESTMENT PVT LTD	780586	14.77		0.00	0.00	0	0.00	0	0.00		14.77
4	WADA ALUMS & ACIDS PVT LTD	767845	14.53		0.00	0.00	0	0.00	0	0.00		14.53
5	VIJAL SHIPPING PVT LTD	332800	6.30		0.00	0.00	0	0.00	0	0.00		6.30
6	CHAVI IMPEX PVT LTD	26200	0.50		0.00	0.00	0	0.00	0	0.00		0.50
7	WADA BOTTLING INDUSTRIES PVT LTD	12900	0.24		0.00	0.00	0	0.00	0	0.00		0.24
8	GHANDINI YOGENDRA PATEL	11645	0.22		0.00	0.00	0	0.00	0	0.00		0.22
9	VIJAL YOGENDRA PATEL	10665	0.20		0.00	0.00	0	0.00	0	0.00		0.20
10	JAYESH KANTILAL JETHWA	6000	0.11		0.00	0.00	0	0.00	0	0.00		0.11
11	KAMLESH KANTILAL JETHWA	5800	0.11		0.00	0.00	0	0.00	0	0.00		0.11
12	KANTILAL NARAYANDAS KETHWA	3770	0.07		0.00	0.00	0	0.00	0	0.00		0.07
	TOTAL	3567733	67.50		0.00	0.00	0	0.00	0	0.00		67.50



*[Handwritten Signature]*



**Statement showing holding of securities (including shares, warrants, convertible securities) of persons belonging to the category "Public" and holding more than 1% of the**

(I)(c)(i) total number of shares				Details of warrants		Details of convertible securities		Total shares (including underlying shares assuming full conversion of warrants and convertible securities) as a % of diluted share capital
Sr. No.	Name of the shareholder	Number of shares held	Shares as a percentage of total number of shares [i.e., Grand Total (A)+(B)+(C) indicated in Statement at para (I)(a) above]	Number of warrants held	As a % total number of warrants of the same class	Number of convertible securities held	% w.r.t total number of convertible securities of the same class	
1	KAMAL VITHALBHAI PATEL	72550	1.37					
2	MEENA VITHALBHAI PATEL	71950	1.36					
TOTAL		144500	2.73					

**Statement showing holding of securities (including shares, warrants, convertible securities) of persons (together with PAC) belonging to the category "Public" and holding more than 5% of the total number of shares of the company**

(I)(c)(ii) more than 5% of the total number of shares of the company				Details of warrants		Details of convertible securities		Total shares (including underlying shares assuming full conversion of warrants and convertible securities) as a % of diluted share capital
Sr. No.	Name(s) of the shareholder(s) and the Persons Acting in Concert (PAC) with them	Number of shares	Shares as a percentage of total number of shares [i.e., Grand Total (A)+(B)+(C) indicated in Statement at para (I)(a) above]	Number of warrants	As a % total number of warrants of the same class	Number of convertible securities held	% w.r.t total number of convertible securities of the same class	
1								
2								
TOTAL		0	0.00					

**(I)(c) Statement showing details of locked-in shares**

Sr. No.	Name of the shareholder	Number of locked-in shares	Locked-in shares as a percentage of total number of shares [i.e., Grand Total (A)+(B)+(C) indicated in Statement at para (I) (a) above]
1			0.00
2			
TOTAL		0	0.00

**(II)(a) Statement showing details of Depository Receipts (DRs)**

Sr. No.	Type of outstanding DR (ADRs, GDRs, SDRs, etc.)	Number of outstanding DRs	Number of shares underlying outstanding DRs	Shares underlying outstanding DRs as a percentage of total number of shares [i.e., Grand Total (A)+(B)+(C) indicated in Statement at para (I)(a) above]
1				
TOTAL				

**(II)(b) Statement showing Holding of Depository Receipts (DRs), where underlying shares are in excess of 1% of the total number of shares**

Sr. No.	Name of the DR Holder	Type of outstanding DR (ADRs, GDRs, SDRs, etc.)	Number of shares underlying outstanding DRs	Shares underlying outstanding DRs as a percentage of total number of shares [i.e., Grand Total (A)+(B)+(C) indicated in Statement at para (I)(a) above]
1				
TOTAL				

[1] For determining public shareholding for the purpose of Clause 40A

[2] For definitions of "Promoter" and "Promoter Group", refer to Clause 40A

[3] For definitions of "Public Shareholding", refer to Clause 40A



*[Handwritten signature]*

