



(D) (a) Statement showing Shareholding Pattern

| Name of the Company: BHARAT AGRIFERT & REALITY LTD | | BSE- ; NSE- ; Equity | |
|---|--------------------------------------|--|---|
| Scrip Code, Name of the scrip, class of security: | | | |
| Quarter ended : 30.03.2013 | | | |
| Partly paid-up shares:- | No. of partly paid-up shares | As a % of total no. of partly paid-up shares | As a % of total no. of shares of the company |
| Held by Promoter / Promoter Group | 0 | 0.0000 | 0.0000 |
| Held by public | 0 | 0.0000 | 0.0000 |
| Total | 0 | 0.0000 | 0.0000 |
| Outstanding convertible securities:- | No. of outstanding securities | As a % of total No. of outstanding convertible securities | As a % of total no. of shares of the company, assuming full conversion of the convertible securities |
| Held by Promoter / Promoter Group | 0 | 0.0000 | 0.0000 |
| Held by public | 0 | 0.0000 | 0.0000 |
| Total | 0 | 0.0000 | 0.0000 |
| Warrants:- | No. of warrants | As a % of total no. of warrants | As a % of total no. of shares of the company, assuming full conversion of warrants |
| Held by Promoter / Promoter Group | 0 | 0.0000 | 0.0000 |
| Held by public | 0 | 0.0000 | 0.0000 |
| Total | 0 | 0.0000 | 0.0000 |
| Total paid-up capital of the company assuming full conversion of warrants and convertible securities | | | 5285511 |




(Handwritten signature)




M. N. N.

| Category Code | Category of shareholder (II) | Number of shareholders (III) | Total number of shares (IV) | Number of shares held in dematerialised form (V) | percentage of total number of shares | | | Shares pledged or otherwise encumbered (VIII) | As a percentage (IX) = (VIII)/(IV)*100 |
|---------------|---|------------------------------|-----------------------------|--|--------------------------------------|----------------------------------|------------------|---|--|
| | | | | | As a percentage of (A+B) (VI) | As a percentage of (A+B+C) (VII) | Number of shares | | |
| (A) | Promoter and Promoter Group | | | | | | | | |
| 1 | Indian | | | | | | | | |
| (a) | Individuals/Hindu Undivided Family | 3 | 32106 | 32106 | 0.6074 | 0.6074 | 0 | 0.0000 | |
| (b) | Central Government/State Government(s) | 0 | 0 | 0 | 0.0000 | 0.0000 | 0 | 0.0000 | |
| (c) | Bodies Corporate | 5 | 1920331 | 1920331 | 36.3320 | 36.3320 | 0 | 0.0000 | |
| (d) | Financial Institutions / Banks | 0 | 0 | 0 | 0.0000 | 0.0000 | 0 | 0.0000 | |
| (e) | Any Other (specify) | 5 | 1624737 | 1624737 | 30.7394 | 30.7394 | 0 | 0.0000 | |
| | Sub Total (A)(1) | 13 | 3577174 | 3577174 | 67.6789 | 67.6789 | 0 | 0.0000 | |
| 2 | Foreign | | | | | | | | |
| (a) | Individuals (Non-Resident Individuals/Foreign Individuals) | 0 | 0 | 0 | 0.0000 | 0.0000 | 0 | 0.0000 | |
| (b) | Bodies Corporate | 0 | 0 | 0 | 0.0000 | 0.0000 | 0 | 0.0000 | |
| (c) | Institutions | 0 | 0 | 0 | 0.0000 | 0.0000 | 0 | 0.0000 | |
| (d) | Qualified Foreign Investors | 0 | 0 | 0 | 0.0000 | 0.0000 | 0 | 0.0000 | |
| (e) | Any Other (specify) | 0 | 0 | 0 | 0.0000 | 0.0000 | 0 | 0.0000 | |
| | Sub Total (A)(2) | 0 | 0 | 0 | 0.0000 | 0.0000 | 0 | 0.0000 | |
| | Total Shareholding of Promoter and Promoter Group (A)=(1)+(A)(2) | 13 | 3577174 | 3577174 | 67.6789 | 67.6789 | 0 | 0.0000 | |
| (B) | Public shareholding | | | | | | | | |
| 1 | Institutions | | | | | | | | |
| (a) | Mutual Funds/JTI | 0 | 0 | 0 | 0.0000 | 0.0000 | 0 | 0.0000 | |
| (b) | Financial Institutions / Banks | 1 | 100 | 100 | 0.0019 | 0.0019 | 0 | 0.0000 | |
| (c) | Central Government/State Government(s) | 0 | 0 | 0 | 0.0000 | 0.0000 | 0 | 0.0000 | |
| (d) | Venture Capital Funds | 0 | 0 | 0 | 0.0000 | 0.0000 | 0 | 0.0000 | |
| (e) | Insurance Companies | 0 | 0 | 0 | 0.0000 | 0.0000 | 0 | 0.0000 | |
| (f) | Foreign Institutional Investors | 0 | 0 | 0 | 0.0000 | 0.0000 | 0 | 0.0000 | |
| (g) | Foreign Venture Capital Investors | 0 | 0 | 0 | 0.0000 | 0.0000 | 0 | 0.0000 | |
| (h) | Qualified Foreign Investors | 0 | 0 | 0 | 0.0000 | 0.0000 | 0 | 0.0000 | |
| (i) | Any Other (specify) | 0 | 0 | 0 | 0.0000 | 0.0000 | 0 | 0.0000 | |
| | Sub Total (B)(1) | 1 | 100 | 100 | 0.0019 | 0.0019 | 0 | 0.0000 | |
| 2 | Non-institutions | | | | | | | | |
| (a) | Bodies Corporate | 64 | 69822 | 66692 | 1.3210 | 1.3210 | 0 | 0.0000 | |
| (b) (i) | Individuals - shareholders holding nominal share capital up to Rs 1 Lakh | 4604 | 1009749 | 637726 | 19.1041 | 19.1041 | 0 | 0.0000 | |
| (b) (ii) | Individual shareholders holding nominal share capital in excess of Rs. 1 Lakh | 20 | 409537 | 384537 | 7.7483 | 7.7483 | 0 | 0.0000 | |

| Category code | Category of shareholder (II) | Number of shareholders (III) | Total number of shares (IV) | Number of shares held in dematerialised form (V) | Percentage of total number of shares | | | Shares pledged or otherwise encumbered | |
|---------------|--|------------------------------|-----------------------------|--|--------------------------------------|----------------------------------|-------------------------|--|--|
| | | | | | As a percentage of (A+B) (VI) | As a percentage of (A+B+C) (VII) | Number of shares (VIII) | As a percentage (IX) = (VIII)/(IV)*100 | |
| (I) | (II) | (III) | (IV) | (V) | (VI) | (VII) | (VIII) | (IX) | |
| (c) | Qualified Foreign Investors | 0 | 0 | 0 | 0.0000 | 0.0000 | 0 | 0.0000 | |
| (d) | Any Other | | | | | | | | |
| i | Non Resident Indians (Repat) | 34 | 208694 | 6394 | 3.9482 | 3.9482 | | | |
| ii | Non Resident Indians (Non Repat) | 10 | 3951 | 3951 | 0.0748 | 0.0748 | | | |
| iii | Overseas Bodies Corporate | 0 | 0 | 0 | 0.0000 | 0.0000 | | | |
| iv | Cleaning Member | 17 | 6494 | 6494 | 0.1229 | 0.1229 | | | |
| v | Directors / Relatives | 0 | 0 | 0 | 0.0000 | 0.0000 | | | |
| vi | Trusts | 0 | 0 | 0 | 0.0000 | 0.0000 | | | |
| | Sub Total (B)(2) | 4749 | 1708237 | 1105794 | 32.3192 | 32.3192 | | | |
| | Total Public Shareholding Public Group (B)=(B)(1)+ (B)(2) | 4750 | 1708337 | 1105894 | 32.3211 | 32.3211 | N/A | N/A | |
| | Total (A)+(B) | 4763 | 5285511 | 4683068 | 100.0000 | 100.0000 | | | |
| | Shares held by custodians and against which Depository Receipts have been issued | | | | | | | | |
| | Promoter and Promoter group | 0 | 0 | 0 | 0.0000 | 0.0000 | 0 | 0.0000 | |
| | Public | 0 | 0 | 0 | 0.0000 | 0.0000 | 0 | 0.0000 | |
| | Sub Total (C) | 0 | 0 | 0 | 0 | 0 | 0 | 0 | |
| | GRAND TOTAL (A)+(B)+(C) | 4763 | 5285511 | 4683068 | 100.0000 | 100.0000 | 0.0000 | 0.0000 | |



M. S. M.



(I)(b) Statement showing holding of securities (including shares, warrants, convertible securities) of persons belonging to the category "Promoter and Promoter Group"

| Sr. No. | Name of the shareholder | Details of Shares held | | Encumbered shares | | Details of warrants | | | Details of convertible securities | | Total shares (including underlying shares assuming full conversion of warrants and convertible securities) as a % of diluted share capital |
|---------|---|------------------------|-----------------------------------|-------------------|------------------------------------|--|-------------------------|---|---------------------------------------|---|--|
| | | Number of shares held | As a % of grand total (A)+(B)+(C) | No. | As a percentage (VI)=(V)/(III)*100 | As a % of grand total (A)+(B)+(C) of sub-clause (I)(a) | Number of warrants held | As a % total number of warrants of the same class | Number of convertible securities held | As a % total number of convertible securities of the same class | |
| (I) | (II) | (III) | (IV) | (V) | (VI)=(V)/(III)*100 | (VII) | (VIII) | (IX) | (X) | (XI) | (XII) |
| 1 | YOGENDRA DAHYALAL PATEL (AABPP4024A) | 820650 | 15.5264 | 0 | 0.00 | 0.00 | 0 | 0 | 0 | 0 | 15.53 |
| 2 | ANJANI YOGENDRA PATEL (AAFPP3154R) | 788872 | 14.9252 | 0 | 0.00 | 0.00 | 0 | 0 | 0 | 0 | 14.93 |
| 3 | YOGI INVESTMENT PVT LTD (AAACY0125D) | 780586 | 14.7684 | 0 | 0.00 | 0.00 | 0 | 0 | 0 | 0 | 14.77 |
| 4 | WADA ALUMS & ACIDS PVT LTD (AAACW0468R) | 767845 | 14.5274 | 0 | 0.00 | 0.00 | 0 | 0 | 0 | 0 | 14.53 |
| 5 | VJAL SHIPPING PVT LTD (AAACV1213F) | 332800 | 6.2965 | 0 | 0.00 | 0.00 | 0 | 0 | 0 | 0 | 6.3 |
| 6 | CHAVI IMPEX PVT LTD (AAACC4377M) | 26200 | 0.4957 | 0 | 0.00 | 0.00 | 0 | 0 | 0 | 0 | 0.5 |
| 7 | WADA BOTTLING INDUSTRIES PVT LTD (AAACW0957H) | 12900 | 0.2441 | 0 | 0.00 | 0.00 | 0 | 0 | 0 | 0 | 0.24 |
| 8 | CHANDNI YOGENDRA PATEL (AMTPP8767E) | 11445 | 0.2165 | 0 | 0.00 | 0.00 | 0 | 0 | 0 | 0 | 0.22 |
| 9 | VJAL YOGENDRA PATEL (BFTPP2179E) | 24338 | 0.4605 | 0 | 0.00 | 0.00 | 0 | 0 | 0 | 0 | 0.46 |
| 10 | JAYESH KANTILAL JETHWA (AAFPJ2120D) | 3990 | 0.0755 | 0 | 0.00 | 0.00 | 0 | 0 | 0 | 0 | 0.08 |
| 11 | KAMLESH KANTILAL JETHWA (AAEPJ5976G) | 3778 | 0.0715 | 0 | 0.00 | 0.00 | 0 | 0 | 0 | 0 | 0.07 |
| 12 | KANTILAL NARAYANDAS KETHWA (AAEPJ5975F) | 3770 | 0.0713 | 0 | 0.00 | 0.00 | 0 | 0 | 0 | 0 | 0.07 |
| | TOTAL | 3577174 | 67.6789 | 0 | 0.0000 | 0.0000 | 0 | 0 | 0 | 0 | 67.68 |



(Handwritten signature)

Statement showing holding of securities (including shares, warrants, convertible securities) of persons belonging to the category "Public" and holding more than 1% of the total number of shares

| Sr. No. | Name of the shareholder | Number of shares held | Shares as a percentage of total number of shares (i.e., Grand Total (A)+(B)+(C) indicated in Statement at para (I)(a) above) | Details of warrants | | Details of convertible securities | | Total shares (including underlying shares assuming full conversion of warrants and convertible securities) as a % of diluted share capital |
|---------|-------------------------|-----------------------|--|-------------------------|---|---------------------------------------|--|--|
| | | | | Number of warrants held | As a % total number of warrants of the same class | Number of convertible securities held | % w.r.t total number of convertible securities of the same class | |
| 1 | KAMAL VITHALBHAI PATEL | 72550 | 1.3726 | 0 | 0 | 0 | 0 | 1.37 |
| 2 | MEENA VITHALBHAI PATEL | 71950 | 1.3613 | 0 | 0 | 0 | 0 | 1.36 |
| | TOTAL | 144500 | 2.7339 | 0 | 0 | 0 | 0 | 2.73 |



Statement showing holding of securities (including shares, warrants, convertible securities) of persons (together with PAC) belonging to the category "Public" and holding more than 5% of the total number of shares of the company

| Sr. No. | Name(s) of the shareholder(s) and the Persons Acting in Concert (PAC) with them | Number of shares | Shares as a percentage of total number of shares (i.e., Grand Total (A)+(B)+(C) indicated in Statement at para (I)(a) above) | Details of warrants | | Details of convertible securities | | Total shares (including underlying shares assuming full conversion of warrants and convertible securities) as a % of diluted share capital |
|---------|---|------------------|--|---------------------|---|---------------------------------------|--|--|
| | | | | Number of warrants | As a % total number of warrants of the same class | Number of convertible securities held | % w.r.t total number of convertible securities of the same class | |
| 1 | | | 0.0000 | | | | | |
| | TOTAL | 0 | 0.0000 | | | | | |




(Handwritten signature)

| <u>(I)(d) Statement showing details of locked-in shares</u> | | | |
|---|-------------------------|----------------------------|--|
| Sr. No. | Name of the shareholder | Number of Locked in Shares | Locked-in shares as a percentage of total number of shares (i.e., Grand Total (A)+(B)+(C) indicated in Statement at para (I)(a) above) |
| 1 | NIL | NIL | NIL |
| TOTAL | | NIL | NIL |



| Statement showing details of Depository Receipts (DRs) | | | | | |
|--|--------------|---|---------------------------|---|---|
| (II)(a) | Sr. No. | Type of outstanding DR (ADRs, GDRs, SDRs, etc.) | Number of outstanding DRs | Number of shares underlying outstanding DRs | Shares underlying outstanding DRs as a percentage of total number of shares (i.e., Grand Total (A)+(B)+(C) indicated in Statement at para (I)(a) above) |
| | 1 | NIL | NIL | NIL | NIL |
| | TOTAL | | NIL | NIL | NIL |

(Handwritten Signature)



Statement showing holding of Depository Receipts (DRs), where underlying shares held by "Promoter/ Promoter Group" are in excess of 1% of the total number of shares

(II) (b)

| Sr. No. | Name of the DR Holder | Type of outstanding DR (ADRs, GDRs, SDRs, etc.) | Number of shares underlying outstanding DRs | Shares underlying outstanding DRs as a percentage of total number of shares (i.e., Grand Total (A)+(B)+(C) indicated in Statement at para (I)(a) above) |
|---------|-----------------------|---|---|---|
| 1 | NIL | NIL | NIL | NIL |
| | TOTAL | NIL | NIL | NIL |

