

(l) (a) Statement showing Shareholding Pattern


Name of the Company: BHARAT AGRI FERT & REALITY LTD			
Scrip Code, Name of the scrip, class of security: BSE- 531862 , NSE- BFIL ; Equity			
Quarter ended : 31 st March, 2015			
Partly paid-up shares:-	No. of partly paid-up shares	As a % of total no. of partly paid-up shares	As a % of total no. of shares of the company
Held by Promoter / Promoter Group	0	0.0000	0.0000
Held by public	0	0.0000	0.0000
Total	0	0.0000	0.0000
Outstanding convertible securities:-	No. of outstanding securities	As a % of total No. of outstanding convertible securities	As a % of total no. of shares of the company, assuming full conversion of the convertible securities
Held by Promoter / Promoter Group	0	0.0000	0.0000
Held by public	0	0.0000	0.0000
Total	0	0.0000	0.0000
Warrants:-	No. of warrants	As a % of total no. of warrants	As a % of total no. of shares of the company, assuming full conversion of warrants
Held by Promoter / Promoter Group	0	0.0000	0.0000
Held by public	0	0.0000	0.0000
Total	0	0.0000	0.0000
Total paid-up capital of the company assuming full conversion of warrants and convertible securities			5285511

M. Patel





Category Code	Category of shareholder	Number of shareholders	Total number of shares	Number of shares held in dematerialised form	percentage of total number of shares		Shares pledged or otherwise encumbered	As a percentage (IX) = (VIII)/(VII)*100
					As a percentage of (A+B) (VI)	As a percentage of (A+B+C) (VII)		
(I)	Promoter and Promoter Group	(III)	(IV)	(V)	(VI)	(VII)	(VIII)	(IX)
1	Indian							
(a)	Individuals/Hindu Undivided Family	0	0	0	0.0000	0.0000	0	0.0000
(b)	Central Government/State Government(s)	0	0	0	0.0000	0.0000	0	0.0000
(c)	Bodies Corporate	5	1920331	1920331	36.3320	36.3320	0	0.0000
(d)	Financial Institutions / Banks	0	0	0	0.0000	0.0000	0	0.0000
(e)	Any Other (specify)	8	1661243	1655155	31.4301	31.4301	0	0.0000
	Sub Total (A)(1)	13	3581574	3575486	67.7621	67.7621	0	0.0000
2	Foreign							
(a)	Individuals (Non-Resident Individuals/Foreign Individuals)	0	0	0	0.0000	0.0000	0	0.0000
(b)	Bodies Corporate	0	0	0	0.0000	0.0000	0	0.0000
(c)	Institutions	0	0	0	0.0000	0.0000	0	0.0000
(d)	Qualified Foreign Investors	0	0	0	0.0000	0.0000	0	0.0000
(e)	Any Other (specify)	0	0	0	0.0000	0.0000	0	0.0000
	Sub Total (A)(2)	0	0	0	0.0000	0.0000	0	0.0000
	Total Shareholding of Promoter and Promoter Group (A)=(A)(1)+(A)(2)	13	3581574	3575486	67.7621	67.7621	0	0.0000
(B)	Public shareholding							
1	Institutions							
(a)	Mutual Funds/UTI	0	0	0	0.0000	0.0000		
(b)	Financial Institutions / Banks	1	100	100	0.0019	0.0019		
(c)	Central Government/State Government(s)	0	0	0	0.0000	0.0000		
(d)	Venture Capital Funds	0	0	0	0.0000	0.0000		
(e)	Insurance Companies	0	0	0	0.0000	0.0000		
(f)	Foreign Institutional Investors	0	0	0	0.0000	0.0000		
(g)	Foreign Venture Capital Investors	0	0	0	0.0000	0.0000		
(h)	Qualified Foreign Investors	0	0	0	0.0000	0.0000		
(i)	Any Other (specify)	0	0	0	0.0000	0.0000		
	Sub Total (B) (1)	1	100	100	0.0019	0.0019		
2	Non-institutions							
(a)	Bodies Corporate	71	46198	44688	0.8739	0.8739		
(b) (i)	Individuals - shareholders holding nominal share capital up to Rs. 1 Lakh	5068	1159085	825266	21.9295	21.9295		
(ii)	Individual shareholders holding nominal share capital in excess of Rs. 1 Lakh	16	263645	258645	5.3665	5.3665		

M. V. V.




Category code	Category of shareholder	Number of shareholders	Total number of shares	Number of shares held in dematerialised form	Percentage of total number of shares		Shares pledged or otherwise encumbered	Number of shares	As a percentage (IX) = (VIII)/(VII)*100
					As a percentage of (A+B) (VI)	As a percentage of (A+B+C) (VII)			
(I)		(II)	(IV)	(V)	(VI)	(VII)	(VIII)	(IX)	
(C)	Qualified Foreign Investors	0	0	0	0.0000	0.0000	-	-	-
(d)	Any Other								
i.	Non Resident Indians (Repatriation)	34	205624	13074	3.8903	3.8903	-	-	-
ii.	Non Resident Indians (Non Repatriation)	14	5337	5337	0.1010	0.1010	-	-	-
iii.	Overseas Bodies Corporate	0	0	0	0.0000	0.0000	-	-	-
iv.	Clearing Member	17	3958	3958	0.0749	0.0749	-	-	-
v.	Market Maker	0	0	0	0.0000	0.0000	-	-	-
vi.	Trusts	0	0	0	0.0000	0.0000	-	-	-
	Sub Total (B)(2)	5220	1703937	1150988	32.2360	32.2360	-	-	-
	Total Public Shareholding Public Group								
	(B)=(1)+(B)(2)	5221	1703937	1151088	32.2379	32.2379	NA	NA	
(C)	Total (A)+(B)	5234	5285511	4726574	100.0000	100.0000			
	Shares held by custodians and against which Depository Receipts have been issued								
	Promoter and Promoter group	0	0	0	0.0000	0.0000	0	0	0.0000
	Public	0	0	0	0.0000	0.0000	0	0	0.0000
	Sub Total (C)	0	0	0	0	0	0	0	0
	GRAND TOTAL (A)+(B)+(C)	5234	5285511	4726574	100.0000	100.0000	0.0000	0.0000	0.0000



(U)(b) Statement showing holding of securities (including shares, warrants, convertible securities) of persons belonging to the category "Promoter and Promoter Group"

Sr. No.	Name of the shareholder	Details of Shares held			Encumbered shares			Details of warrants		Details of convertible securities		Total shares (including underlying shares assuming full conversion of warrants and convertible securities) as a % of diluted share capital
		Number of shares held	As a % of grand total (A)+(B)+(C)	No.	As a percentage (V)=(V)/(III) *100	As a % of grand total (A)+(B)+(C) of sub-clause (i)(a)	Number of warrants held	As a % total number of warrants of the same class	Number of convertible securities held	As a % total number of convertible securities of the same class		
(i)	(ii)	(iii)	(iv)	(v)	(vi)=(v)/(iii)	(vii)	(viii)	(ix)	(x)	(xi)	(xii)	
1	YOGENDRA DAHYALAL PATEL (AABPP4024A)	820650	15.5264	0	0.00	0.00	0	0	0	0	15.5264	
2	ANJANI YOGENDRA PATEL (AAFP31548)	788972	14.9252	0	0.00	0.00	0	0	0	0	14.9252	
3	YOGI INVESTMENT PVT LTD (AACY0125D)	780586	14.7684	0	0.00	0.00	0	0	0	0	14.7684	
4	WADA ALUMS & ACIDS PVT LTD (AACCW0468R)	767845	14.5274	0	0.00	0.00	0	0	0	0	14.5274	
5	VJAL SHIPPING PVT LTD (AACV1213E)	332800	6.2965	0	0.00	0.00	0	0	0	0	6.2965	
6	CHAVI IMPEX PVT LTD (AACC4972M)	262200	0.4957	0	0.00	0.00	0	0	0	0	0.4957	
7	WADA BOTTLING INDUSTRIES PVT LTD (AACCW0957H)	12900	0.2441	0	0.00	0.00	0	0	0	0	0.2441	
8	CHANDNI YOGENDRA PATEL (AMTP8767E)	13945	0.2638	0	0.00	0.00	0	0	0	0	0.2638	
9	VJAL YOGENDRA PATEL (BETPP219E)	30616	0.5792	0	0.00	0.00	0	0	0	0	0.5792	
10	KANTILAL NARAYANDAS KETHWA (AERP15975F)	3770	0.0713	0	0.00	0.00	0	0	0	0	0.0713	
11	CHANDNI Y PATEL	3390	0.0641	0	0.00	0.00	0	0	0	0	0.0641	
	TOTAL	3581574	67.7621	0	0.0000	0.0000	0	0	0	0	67.7621	




(i)(c)(i) Statement showing holding of securities (including shares, warrants, convertible securities) of persons belonging to the category "Public" and holding more than 1% of the total number of shares.

Sr. No.	Name of the shareholder	Number of shares held	Shares as a percentage of total number of shares (i.e., Grand Total (A)+(B)+(C) Indicated in Statement at para (i)(a) above)	Details of warrants		Details of convertible securities		Total shares (including underlying shares assuming full conversion of warrants and convertible securities) as a % of diluted share capital
				Number of warrants held	As a % total number of warrants of the same class	Number of convertible securities held	% w.r.t total number of convertible securities of the same class	
1	KAMAL VITTHALBHAI PATEL	72350	1.3726	0	0	0	0	1.372620358
2	MEENA VITTHALBHAI PATEL	71950	1.3613	0	0	0	0	1.36126857
	TOTAL	144300	2.7339	0	0	0	0	2.733888928

(i)(c)(ii) Statement showing holding of securities (including shares, warrants, convertible securities) of persons (together with PAC) belonging to the category "Public" and holding more than 5% of the total number of shares of the company Name(s) of the shareholder(s) and the Persons Acting in Concert (PAC) with them

Sr. No.	Name(s) of the shareholder(s) and the Persons Acting in Concert (PAC) with them	Number of shares	Shares as a percentage of total number of shares (i.e., Grand Total (A)+(B)+(C) Indicated in Statement at para (i)(a) above)	Details of warrants		Details of convertible securities		Total shares (including underlying shares assuming full conversion of warrants and convertible securities) as a % of diluted share capital
				Number of warrants	As a % total number of warrants of the same class	Number of convertible securities held	% w.r.t total number of convertible securities of the same class	
1	NIL		0.0000					
	TOTAL	0	0.0000					



(i)(d) Statement showing details of locked-in shares			
Sr. No.	Name of the shareholder	Number of Locked in Shares	Locked-in shares as a percentage of total number of shares (i.e., Grand Total (A)+(B)+(C) indicated in Statement at para (i)(a) above)
1	NIL	NIL	NIL
	TOTAL	NIL	NIL

[Handwritten Signature]



(II)(a)	Statement showing details of Depository Receipts (DRs)			
Sr. No.	Type of outstanding DR (ADRs, GDRs, SDRs, etc.)	Number of outstanding DRs	Number of shares underlying outstanding DRs	Shares underlying outstanding DRs as a percentage of total number of shares (i.e., Grand Total (A)+(B)+(C) indicated in Statement at para (I)(a) above)
1	NIL	NIL	NIL	NIL
TOTAL		NIL	NIL	NIL

M. K. ...



(ii) (b) Statement showing holding of Depository Receipts (DRs), where underlying shares held by "Promoter/ Promoter Group" are in excess of 1% of the total number of shares

Sr. No.	Name of the DR Holder	Type of outstanding DR (ADRs, GDRs, SDRs, etc.)	Number of shares underlying outstanding DRs	Shares underlying outstanding DRs as a percentage of total number of shares (i.e., Grand Total (A)+(B)+(C) indicated in Statement at para (i)(a) above)
1	NIL	NIL	NIL	NIL
	TOTAL	NIL	NIL	NIL

